




**MULKIA
INVESTMENT**

Mulkia – Murabaha and Saving Fund

Unitholders' Second Quarter Report - 2025



Fund reports are available upon request free of charges

Licensed by Saudi Capital Market Authority No. (13170- 37) in 5/11/2013



Fund summary

Fund Manager Mulkia investment Company

Type of Fund Open Public

Quarter End Fund Capital 6,666,219 SAR

Fund Launching 27/06/2024

Fund Auditor
Maham



Custodian
BSF Capital



Shariah Advisor
Osol for Sharia
Consulting



Fund Objectives:

The fund aims to preserve capital, to provide a high money liquidity ratio and to earn short-term capital growth as a savings method for multiple categories of investors who want to save in the short term in exchange for obtaining returns by investing in money markets, debt instruments, derivatives contracts, bank deposits, money market funds, and debt instrument fund units with fixed income that is Sharia-compliant.





- **Fund Data:**

Fund size	6,666,219 SAR
Floating unit price	10 SAR
Starting date	27 June 2024
Fund currency	SAR
Benchmark	SAIBOR - One Month
Management Fees	0.5% Max per year from NAV
Management fees for other funds' investments	NA
Risk level	Low
Dividend distribution periodicity	NA
Average number of days	19.96 Days
Investment advisor and sub-fund manager	NA

- **Ownership information:**

Full Ownership	100%
Usufruct right	NA





- **Price information at the quarter end:**

Unit Price (as at the end of relevant quarter)	10.5049
Change in unit price (Compared to the previous quarter)	1.1291%
Dual unit price for money market funds, and debt instruments funds with fixed income (If any)	NA
Total units of the fund	630,539
Net asset Value	6,623,749.76
P/E ratio (If any)	NA

- **Fund information at the quarter end.**

Clause	Percentage	Amount
Total expense ratio (TER)	0.448%	29,684.69
Borrowing percentage (If any)	NA	
Dealing expenses	-	-
Investment of the fund manager (If any)	68%	4,504,157
Distributed profits	NA	





- **Return:**

Clause	Three months (Current quarter end)	YTD	One Year	Three Years	Five Years
Fund Performance	1.1291%	2.3047%	5.0024%	NA	NA
Benchmark Performance	1.3982%	2.7965%	5.5929%	NA	NA
Performance Difference	-0.2692%	-0.4918%	-0.5905%	NA	NA

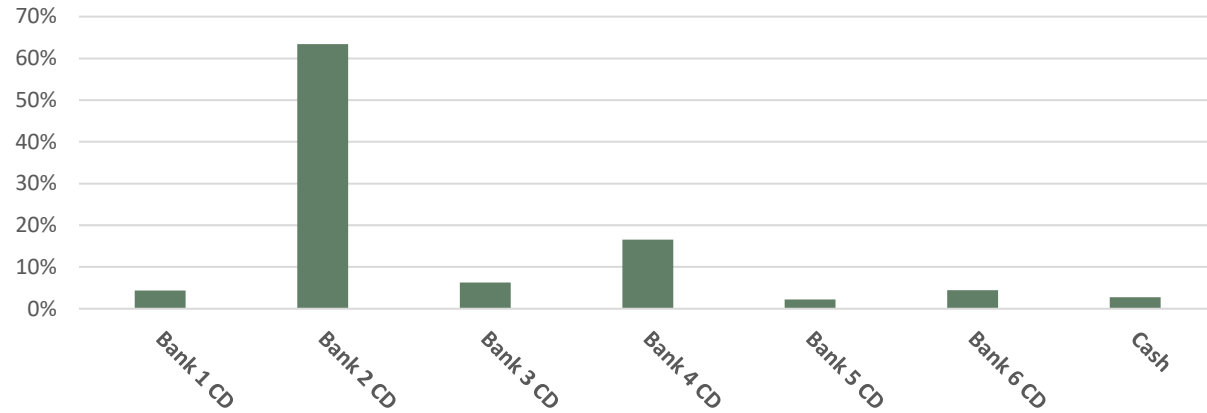
- **Performance and risk:**

Standards	Three months (Current quarter end)	YTD	One Year	Three Years	Five Years
Standard Deviation	0.0010	0.0018	0.0069	NA	NA
Sharp Ratio	-0.2375	-0.0206	0.1395	NA	NA
Tracking Error	0.0994%	0.2088%	0.6679%	NA	NA
Beta	-2.1587	-2.1052	0.9431	NA	NA
Alpha	-0.2692%	-0.4918%	-0.5905%	NA	NA
Info Index	-2.7075	-2.3551	-0.8841	NA	NA





- Largest ten investment through the quarter

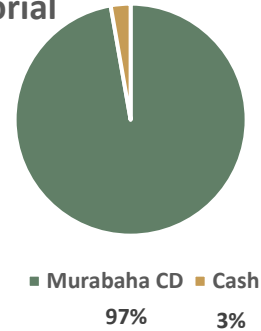


- Investment Distribution (Geographical & Sectorial)

Geographical

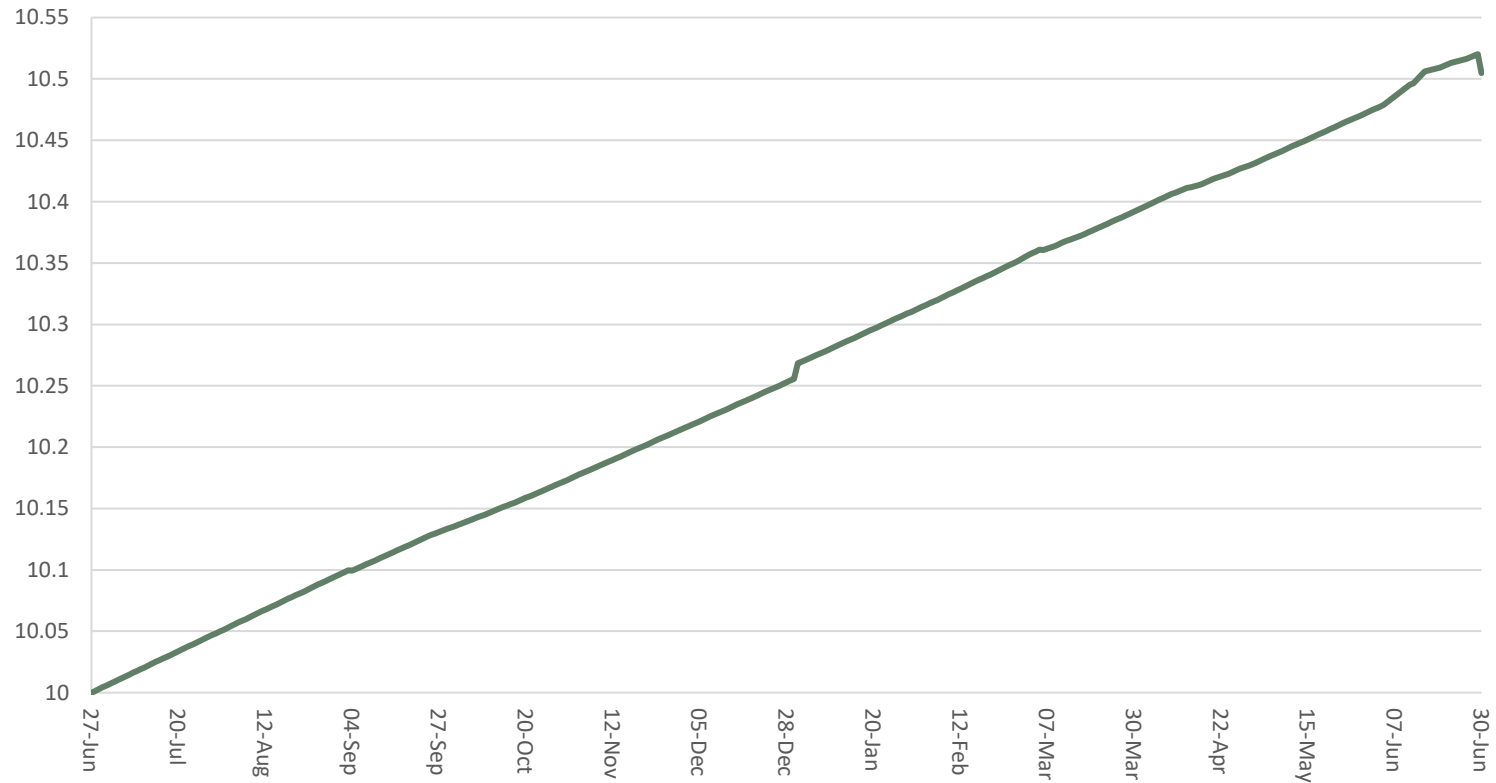


Sectorial





- **Fund Performance since the launching:**





- **Definitions:**

- **Standard Deviation:** a risk measure of how dispersed the data is in relation to the mean. Low, or small, standard deviation indicates data are clustered tightly around the mean, and high, or large, standard deviation indicates data are more spread out.
- **Sharp Ratio:** a performance measure of an investment, after adjusting for its risk. It is defined as the difference between the returns of the investment and the risk-free return, divided by the standard deviation of the investment returns. It represents the additional amount of return that an investor receives per unit of increase in risk.
- **Tracking Error:** a risk measure of an investment that is due to active management decisions made; it indicates how closely a fund follows the index to which it is benchmarked, reported as a standard deviation difference between the return an investor receives and that of the benchmark.
- **Beta:** a risk measure of the volatility or systematic risk of a security or fund compared to the market, and represents the type of risk "systematic risk" that cannot be diversified away.
- **Alpha:** a performance measure that used to describe an investment strategy's ability to beat the market. Alpha is thus also often referred to as excess return or the abnormal rate of return in relation to a benchmark, when adjusted for risk.
- **Information Ratio:** a performance measure of the active return of an investment compared to a benchmark index relative to the volatility of the active return.





Stay in touch

You can contact **Mulkiya** any time and of course our employees will be happy and ready to answer your inquiries for a better service..

Kingdom of Saudi Arabia
Prince Abdul Aziz Bin Musaid Bin Jalawi- The Elite –
Building No. 8565 , 1st floor.

P. O. Box: 52775, Postal Code: 12234

Tel: +966 8001199992
Fax: +966 (11) 293 2799

Email :

info@mulkia.com.sa

www.mulkia.com.sa

Management	Ext.	Email
Customer Services	610	crm@Mulkia.com.sa
Complaints & comments	511	complaints@mulkia.com.sa



Disclaimer...

- This statement was prepared on the basis of data from sources considered reliable to the company. Financial and non-financial assumptions and estimates were based on the best estimates available to the Company at the time of preparation of this document and these financial and non-financial assumptions and estimates may change negatively or positively when an unexpected event arises after the preparation of this document.
- This offer is not intended to be exclusive or contain all the information the recipient wishes to obtain to assess the performance of the security or investment risk. In its decision, the recipient must rely on his or her own review and assessment of the investment opportunity, including potential benefits and risks. No party has the right to interpret the contents of this offer as advice in any way, but each receiving party must refer to its advisers in relation to any matters relevant to its possible decision. The company will provide the opportunity to ask company officials questions about any aspects of the offer as well as the opportunity to obtain additional information that the company owns or can obtain without unreasonable effort or costs.
- Mulkia reserves all rights (including copying rights, trademarks, patents, and any other property or intellectual rights) relating to the information provided in this document (including all texts, drawings, photographs, and logos). No information may be copied, published, or distributed in any form or form without the prior written consent of Mulkia.